


TEST REPORT



Asselum luminotècnics, SL

Polígon Industrial Can Roqueta
C/ Ca n'Alzina 76 08202 Barcelona
Tel - Fax: +34.93.725.98.10
www.asselum.com

Customer: Puritechs

Address: Ctra. d'Engolasters 53

Province: AD700 Escaldes Engordany

Country: Andorra

Telephone number: +376 633 777

Product name¹: THE CASE

Product code¹: THE CASE UVC 216


Samples N^o: RM20081701

Test Date: 17/08/2020

Test Code: CL198A20U001

¹ Information supplied by the company requesting the test, Asselum is not responsible for this information, nor for the visible identification marks on the sample.

Report Approved:



Marc Ballbè
Technical Manager

The results obtained in this report refer only to the sample tested described on section 1.1. No part of this report may be reproduced without the permission of **ASSELUM assessorsluminotècnics, S.L.**

The uncertainty of the measurements included in this report are available upon express request.

Assessors luminotècnics, SL Pol. Ind. Can Roqueta C/ Ca n'Alzina, 76 - 08202 Sabadell Barcelona
Tel. 93 725 98 10 www.asselum.com

REPORT INDEX

1. Sample and Test Description

- 1.1. Product Data Sheet
 - 1.1.1. Sample image
- 1.2. Test data sheet
- 1.3. Electrical parameters test
- 1.4. Environmental conditions
- 1.5. Instruments used

2. Electrical parameters measured

- 2.1. Sample measurement

3. Remarks

4. Radiometry test results

1. Sample and Test Description

1.1. Product Data Sheet

Type	Módulo
Product Code ¹	THE CASE UVC 216
Name ¹	THE CASE
Dimensions [mm]	590 x 780 x 170
Luminous area [mm]	645 x 460 x 0
Light source type	Lámpara de Mercurio de baja Presión

¹ Information supplied by the company requesting the test, Asselum is not responsible for this information, nor for the visible identification marks on the sample.


1.1.1. Sample image



1.2. Test data sheet

Norms of Reference	CIE 239: 2020
Measurement System	$C-\gamma, C = 445^\circ, G = 5^\circ$

Reference system and photometric center



1.3. Electrical parameters test

Source type	Stabilized power supply
Power supply	230V AC \pm 0,2%
Harmonic distortion	< 0,5%
Frequency	50 Hz \pm 0.1%

1.4. Environmental conditions

Laboratory temperature [°C]	25°C \pm 1°C
Relative humidity	<60%
Air movement	< 0,25 m/s

1.5. Instruments used

Goniophotometer	<p>Luminaire rotation Goniophotometer in accordance with the following norms and recommendations:</p> <ul style="list-style-type: none"> ❖ EN 13032-1 2005 cap. 6.1.1.1 – goniophotometer type 1.1, 1.2 and 1.3 ❖ Recommendation CIE 121 Cap.5 Type 1 and 2 <p>Serial number: E-001 Measuring distance: 6,44 m</p>
Measurement position of the sample	The test is performed with the sample in horizontal position and a correction factor is applied. Results refer therefore to the position shown above.
Power supply	AC ET-System power supply model EAC-S-1000 Serial number: E-019
Multimeter	MULTIMETER NEWTON 4TH. MODEL PPA 1510 Serial number: E-020
Luxmeter	Luxmeter CZIBULA&GRUNDMANN Serial number E-003
Anemometer	Delta Ohm-HD2001.2 Serial number: E-015
Thermometer	Delta Ohm-HD2001.2 Serial number: E-015
Spectroradiometer	JETI SPECBOS 1201 Serial number: E-007
Thermometer	DIGITAL THERMOMETER PCE-T 390 Serial number: E-018



2. Electrical parameters measured

2.1. Sample measurement

Supply voltage [V]	230,6
Intensity [A]	0,861
Power [W]	194,3
Power factor	0,978

3. Remarks

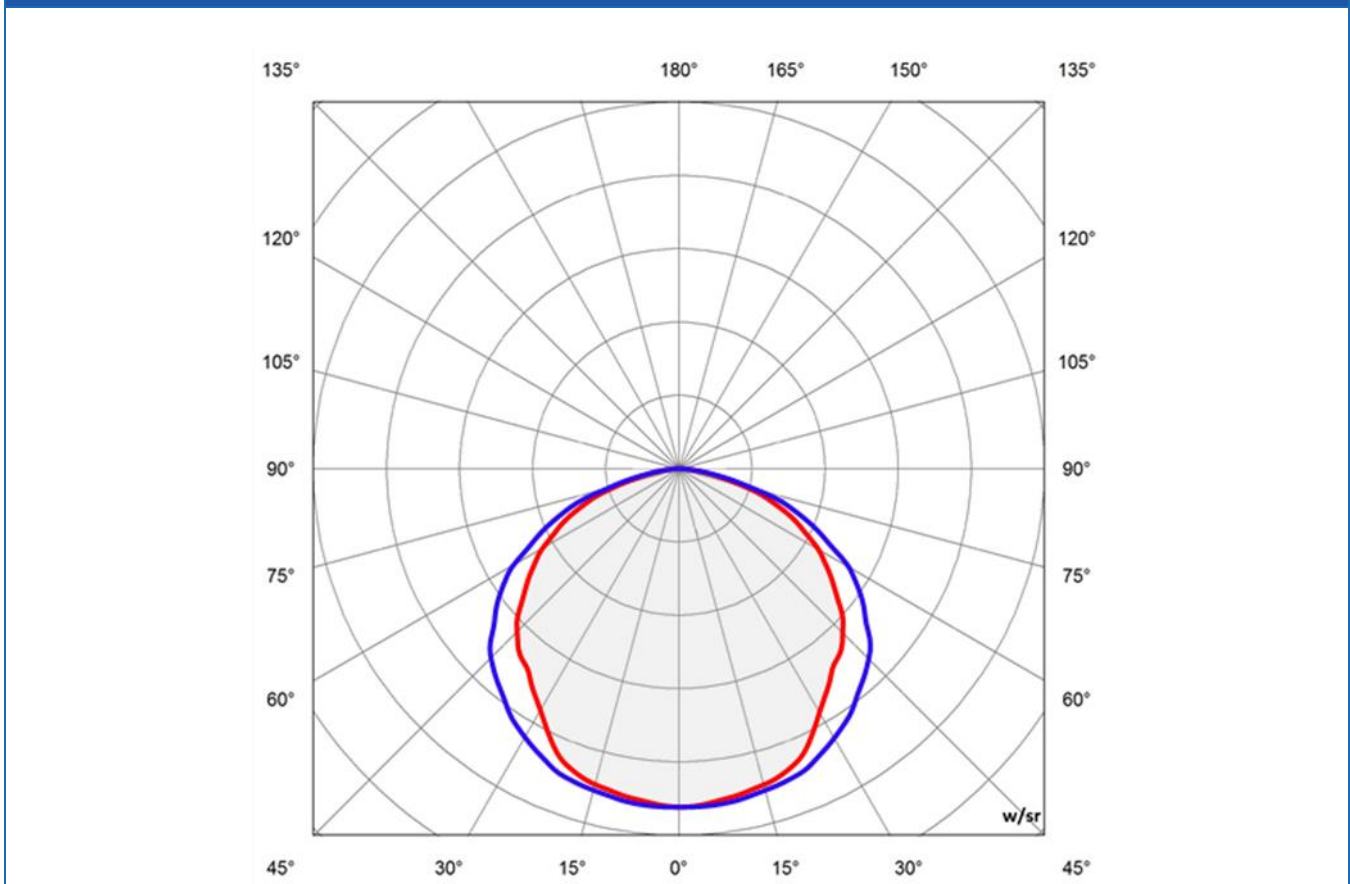
- The partial reproduction of this document is strictly forbidden.
- Alterations or erasures shall invalidate the present report.
- The uncertainty of the measurements included in this report are available, upon express request, in the IT10 technical instruction of ASSELUM.

4. Radiometry test results

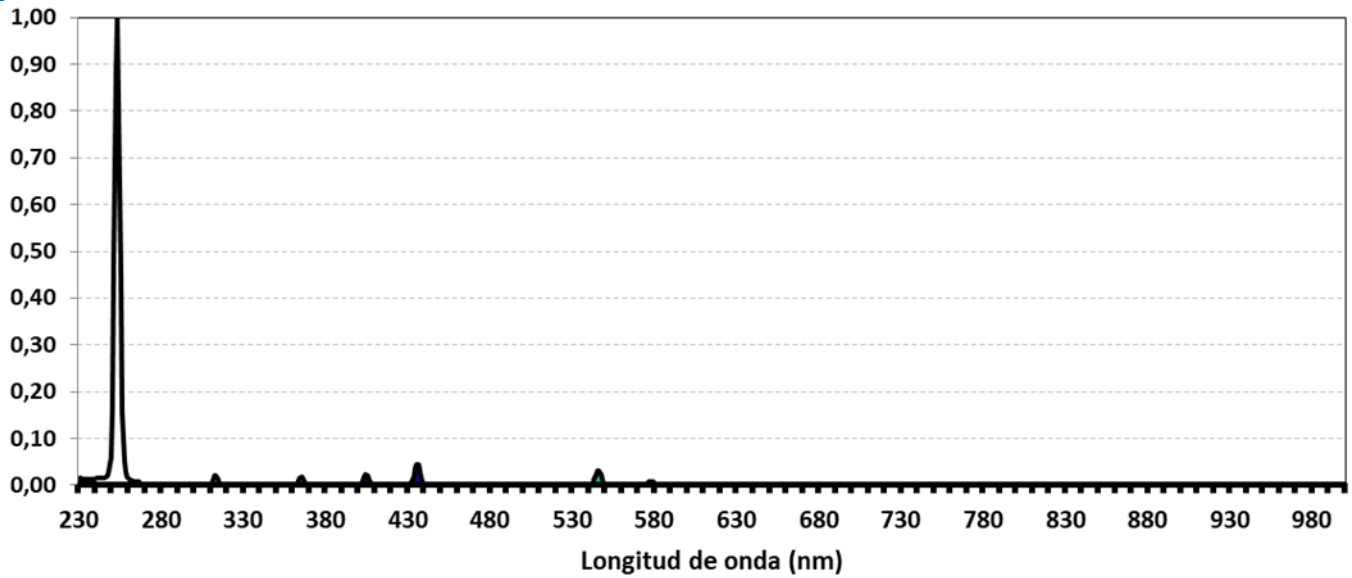
Radiometric measurements

	UV-VIS-IR (230nm-1000nm)	UV (230nm-400nm)	UVC (230nm-280nm)	UVB (280nm-320nm)	UVA (320nm-400nm)	VIS (380nm-780nm)
Peak wavelength (nm)	253					
I.max (W/sr)	14,609					
I. Max Position	C=		90	G=		3
Radiant flux %	100,00%	89,27%	85,05%	2,53%	1,72%	10,06%
Radiant flux (W) o (J/s)	45,66	40,76	38,83	1,16	0,78	4,59
Radiometric Efficiency (Radiant Flux/Power)	0,23	0,21	0,20	0,01	0,00	0,02

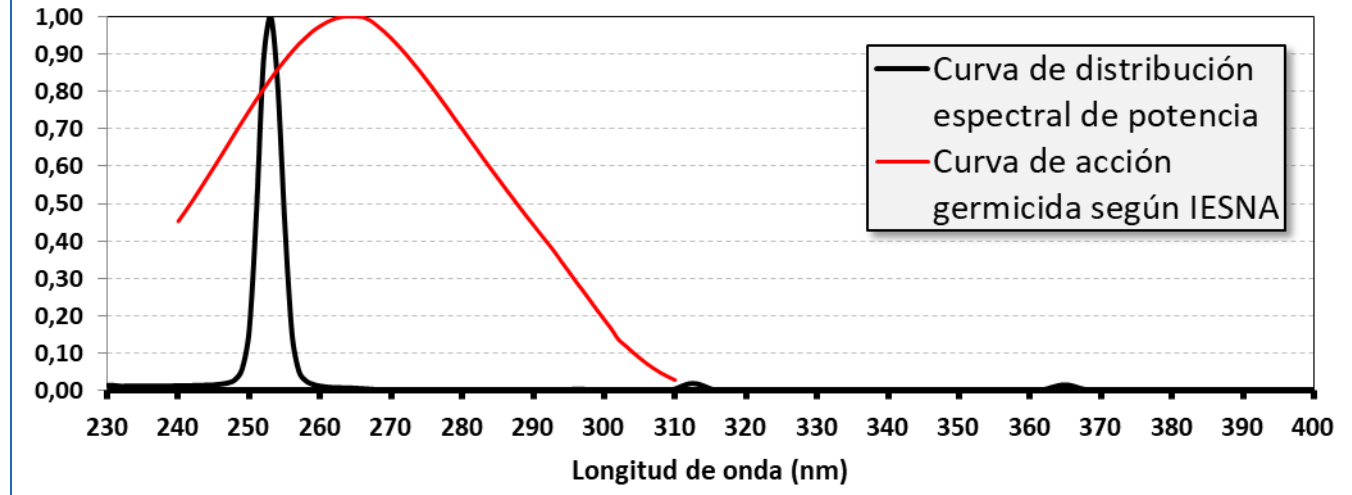
Polar distribution of radiant intensities



Spectral Power Distribution Curve (SPD)



Spectral distribution in the UV range



Irradiance table in the axis COG0

Dist.	UV (230nm-400nm)		UVC (230nm-280nm)	
	Irradiance (W/m ²)	Irradiance (mJ/cm ² *s)	Irradiance (W/m ²)	Irradiance (mJ/cm ² *s)
0,15 m	5,79E+02	5,79E+01	5,52E+02	5,52E+01
0,25 m	2,09E+02	2,09E+01	1,99E+02	1,99E+01
0,5 m	5,21E+01	5,21E+00	4,97E+01	4,97E+00
0,75 m	2,32E+01	2,32E+00	2,21E+01	2,21E+00
1 m	1,30E+01	1,30E+00	1,24E+01	1,24E+00
2 m	3,26E+00	3,26E-01	3,10E+00	3,10E-01
3 m	1,45E+00	1,45E-01	1,38E+00	1,38E-01
4 m	8,14E-01	8,14E-02	7,76E-01	7,76E-02
5 m	5,21E-01	5,21E-02	4,97E-01	4,97E-02
6 m	3,62E-01	3,62E-02	3,45E-01	3,45E-02

Irradiance table in the axis COG90

Dist.	UV (230nm-400nm)		UVC (230nm-280nm)	
	Irradiance (W/m ²)	Irradiance (mJ/cm ² *s)	Irradiance (W/m ²)	Irradiance (mJ/cm ² *s)
0,15 m	7,00E-01	7,00E-02	6,67E-01	6,67E-02
0,25 m	2,52E-01	2,52E-02	2,40E-01	2,40E-02
0,5 m	6,30E-02	6,30E-03	6,00E-02	6,00E-03
0,75 m	2,80E-02	2,80E-03	2,67E-02	2,67E-03
1 m	1,58E-02	1,58E-03	1,50E-02	1,50E-03
2 m	3,94E-03	3,94E-04	3,75E-03	3,75E-04
3 m	1,75E-03	1,75E-04	1,67E-03	1,67E-04
4 m	9,85E-04	9,85E-05	9,38E-04	9,38E-05
5 m	6,30E-04	6,30E-05	6,00E-04	6,00E-05
6 m	4,38E-04	4,38E-05	4,17E-04	4,17E-05

Irradiance table on I. max				
Dist.	UV (230nm-400nm)		UVC (230nm-280nm)	
	Irradiance (W/m ²)	Irradiance (mJ/cm ² *s)	Irradiance (W/m ²)	Irradiance (mJ/cm ² *s)
0,15 m	5,80E+02	5,80E+01	5,52E+02	5,52E+01
0,25 m	2,09E+02	2,09E+01	1,99E+02	1,99E+01
0,5 m	5,22E+01	5,22E+00	4,97E+01	4,97E+00
0,75 m	2,32E+01	2,32E+00	2,21E+01	2,21E+00
1 m	1,30E+01	1,30E+00	1,24E+01	1,24E+00
2 m	3,26E+00	3,26E-01	3,11E+00	3,11E-01
3 m	1,45E+00	1,45E-01	1,38E+00	1,38E-01
4 m	8,15E-01	8,15E-02	7,77E-01	7,77E-02
5 m	5,22E-01	5,22E-02	4,97E-01	4,97E-02
6 m	3,62E-01	3,62E-02	3,45E-01	3,45E-02

